

Product Features

1. Adopt the intelligent Power Allocation technology, charge up to five devices at the same time, 150W max output.
2. The latest GaN charging technology ensures more efficient charging, with less heat in a smaller size.
3. Ideal for the latest MacBook Air, MacBook Pro 13", 15" and 16", most Windows laptops, Ultrabooks & Chromebooks with USB-C charging.
4. AC Input 100-240V worldwide compatible.
5. Independent research and development design, patent protection products.
6. Multi protections: over temperature, over voltage, over current, short circuit protection etc.

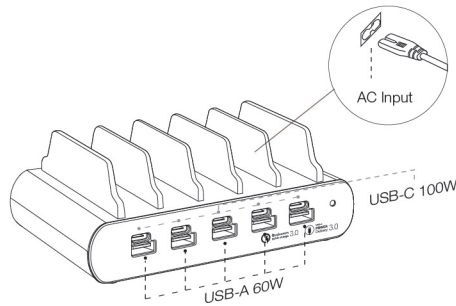
Product Specification

Model: LS-G150-UC5T
 Input: 100-240V~, 50/60Hz, 2.8A
 USB-C output(PD3.0/QC4+): DC 5V3A/9V3A/12V3A/15V3A/20V5A max
 USB-A output(QC3.0): DC 5-20V3A max
 Total power: 150W(max)
 Size: 152*94*31mm

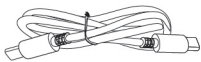
Product Distribution Table

	Total Output	USB-C 1	USB-C 2	USB-C 3	USB-C 4	USB-C 5
Single Output	150W	100W	/	/	/	/
2 Outputs	150W	60W	60W	/	/	/
3 Outputs	150W	60W	45W	45W	/	/
4 Outputs	150W	45W	45W	30W	30W	/
5 Outputs	150W	30W	30W	30W	30W	30W

Product Diagram



Cable(option) with extra cost.

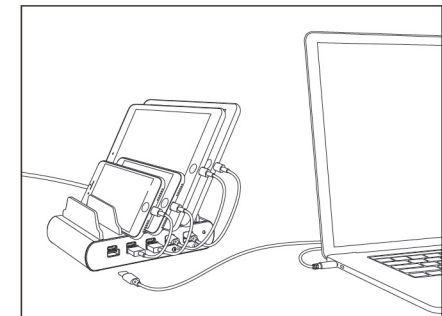


Caution

1. Do not apply external force on the cord.
2. Do not use a binded cord to connect the power supply.
3. Do not place the cord or device near heating elements.
4. Do not bend the blade or Pins of the plug.
5. If there is any strange sound, smoke or odor, unplug the cable immediately.
6. Do not disassemble or put any sharp objects into the venting hole of the product. (It may cause fire or electric shock)
7. Ensure to plug the product firmly.
8. Ensure not to use a damaged cable. (It may cause fire or electric shock)
9. Do not place the product on a bed, bag or inside a closet that is not good for ventilation.
10. Do not use wet hands or cloth to wipe the product.
11. Keep clean the power plug and the outlet. (Dirt may cause a short circuit or fire)
12. Keep children away from the product.
13. Do not pull out or plug the power cord with wet hands. (It may cause electric shock)
14. Unplug the power cord if you don't use the product for a long time. (It may cause heat, fire and electric shock)

Operation Instruction

1. Connect this product to the AC 100-240V power supply.
2. Connect your MacBook, laptop or Chromebook to either of the USB-C ports to start charging.
3. The device can be charged when access to the corresponding port.



Notes:

Please check that your devices' charging specification should be in accordance to our manual instruction. Also read this manual carefully before use. We are not responsible for any damage caused by incorrect or reckless operation.